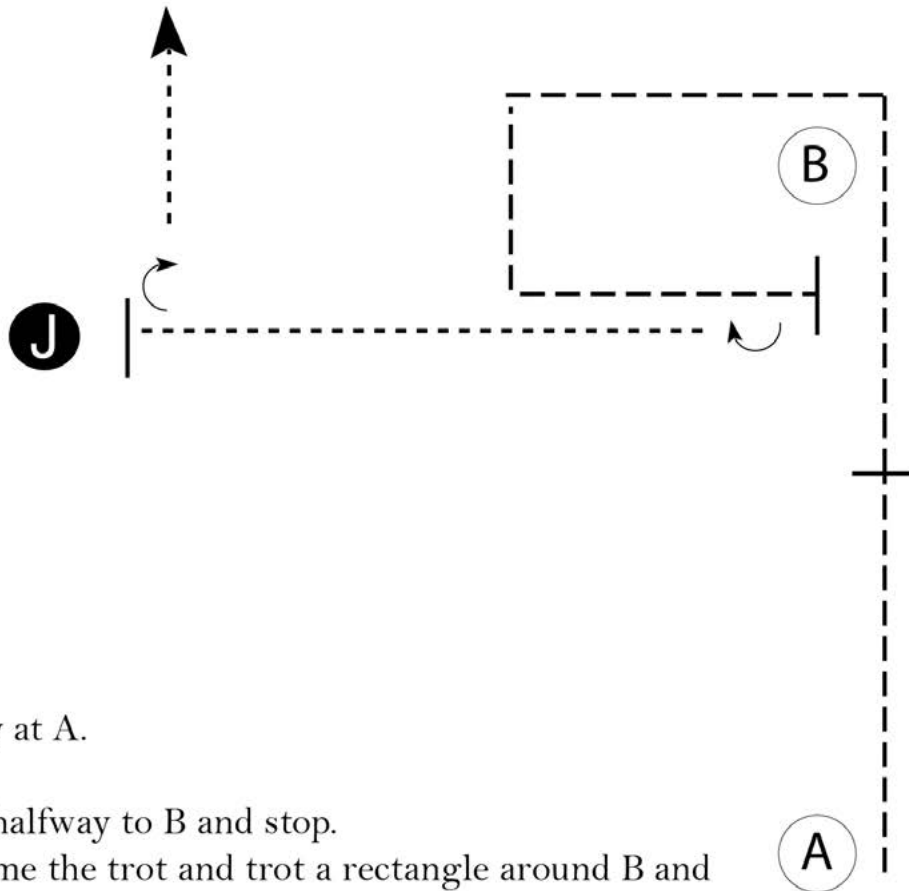


# WSCA Championship Show 2024

## Showmanship (Pee Wee)

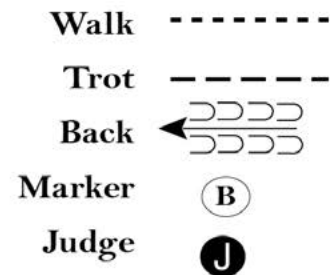
Show Date:



Be ready at A.

1. Trot halfway to B and stop.
2. Resume the trot and trot a rectangle around B and stop even with B.
3. Perform a 180 degree turn.
4. Walk to Judge.
5. Stop and set up for inspection.
6. When dismissed, perform a 90 degree turn and walk to exit.

Pattern is over once you have walked more than one horse length away from Judge.



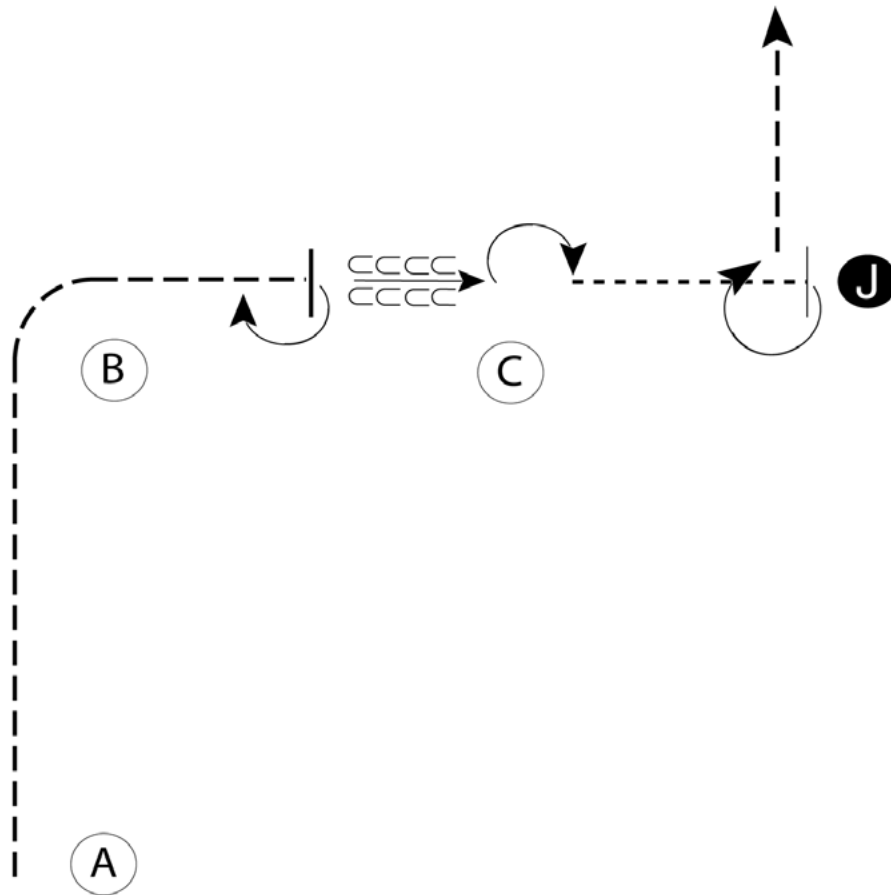
# WSCA Championship Show 2024

## Showmanship (Junior, Senior Plus Plus)

Show Date:

www.HorseShowPatterns.com

www.HorseShowPatterns.com



1. Jog from A around B
2. Half way to C stop and perform a 180 degree turn
3. Back to C
4. Perform a 180 degree turn, walk to Judge and set up for inspection
5. When dismissed perform a 270 degree turn and trot to lineup

Walk	-----
Trot	- - - - -
Back	← C C C C C C C C
Marker	⊙ B
Judge	● J

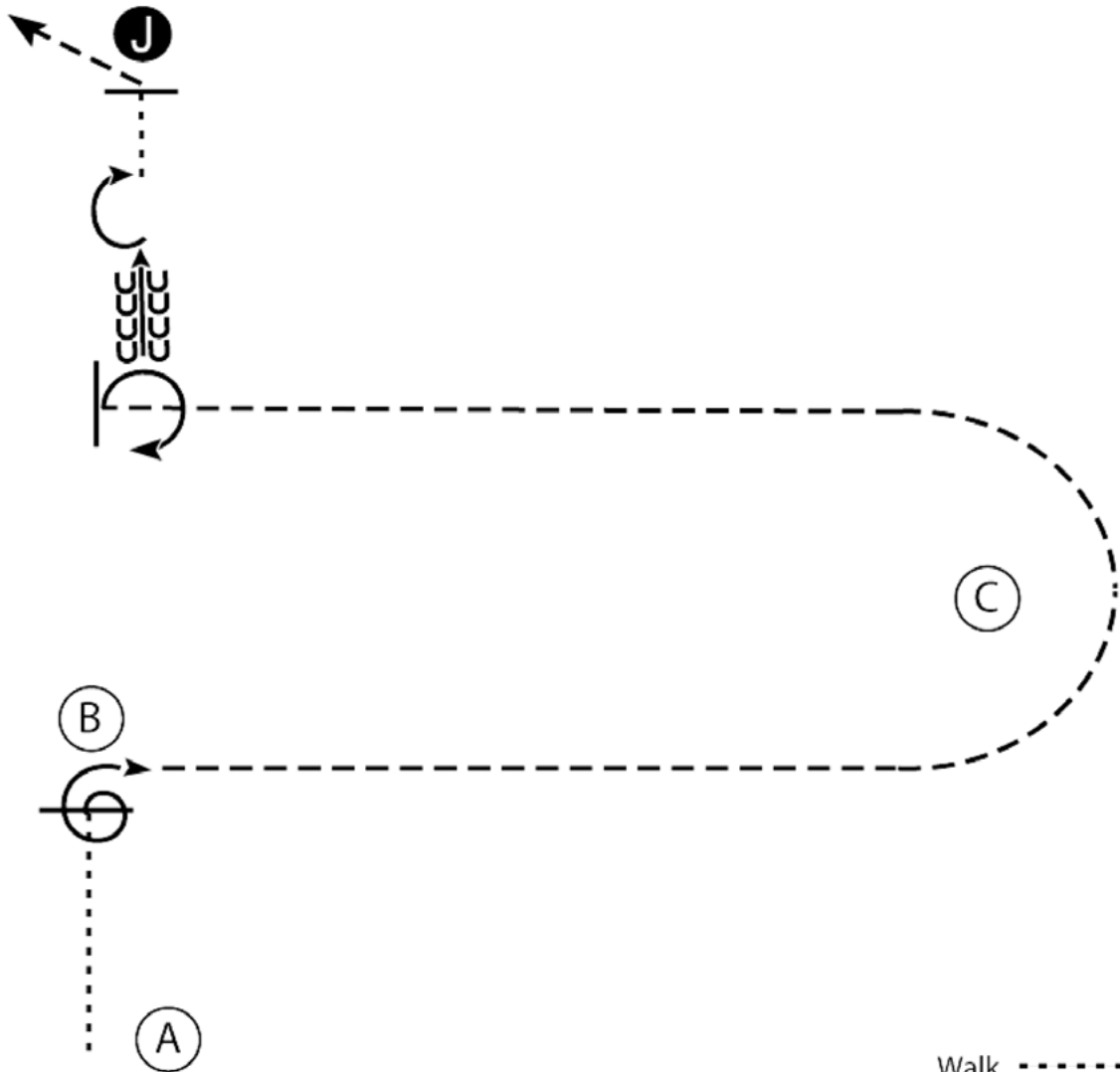
# WSCA Championship Show 2024

## Showmanship (Intermediate, Senior, Senior Plus)

Show Date:

W W W . H O R S E S H O W P A T T E R N S . C O M

W W W . H O R S E S H O W P A T T E R N S . C O M



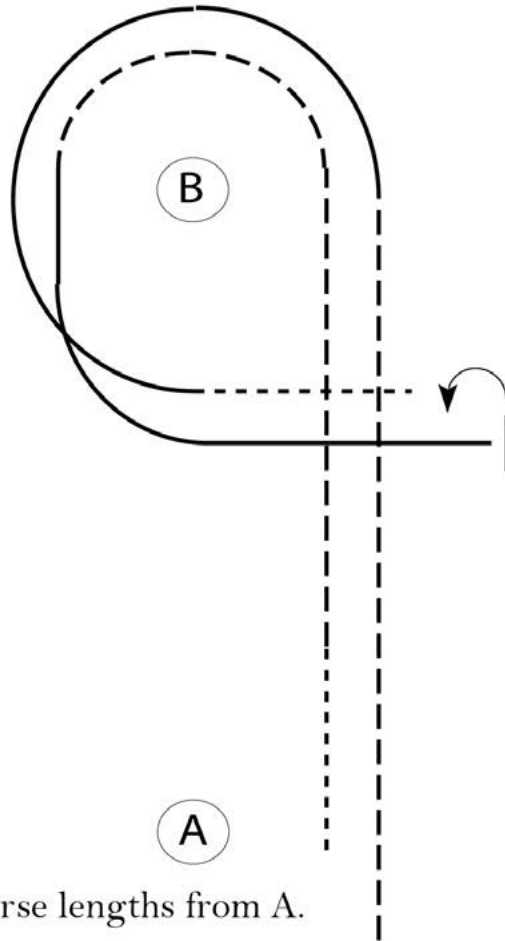
1. Walk from A to B. At B stop.
2. Perform a 450 degree turn and trot around C.
3. Stop when even with B. Perform a 270 degree turn and back 5 steps.
4. Perform a 180 degree turn. Walk to the Judge and set up for inspection.
5. When dismissed trot to the line-up.

Walk	.....
Trot	- - - - -
Back	←       
Marker	ⓑ
Judge	ⓐ

# WSCA Championship Show 2024

## Western Horsemanship (Pee Wee)

Show Date:



Be ready at A.

A

1. Walk approximately 2 horse lengths from A.
2. Jog to and around B.
3. Lope on the left lead to center of pattern and several horse lengths past the center line.
4. Stop and perform a 1/2 turn left.
5. Walk to center of pattern.
6. Lope on the right lead to and around B.
7. Jog from B to and past A.

Pattern is over once you have passed A.

Follow the instructions of your ring steward.

<b>Walk</b>	.....
<b>Jog</b>	-----
<b>Extended Jog</b>	-----
<b>Lope</b>	—————
<b>Lead Change</b>	
<b>Back</b>	
<b>Marker</b>	

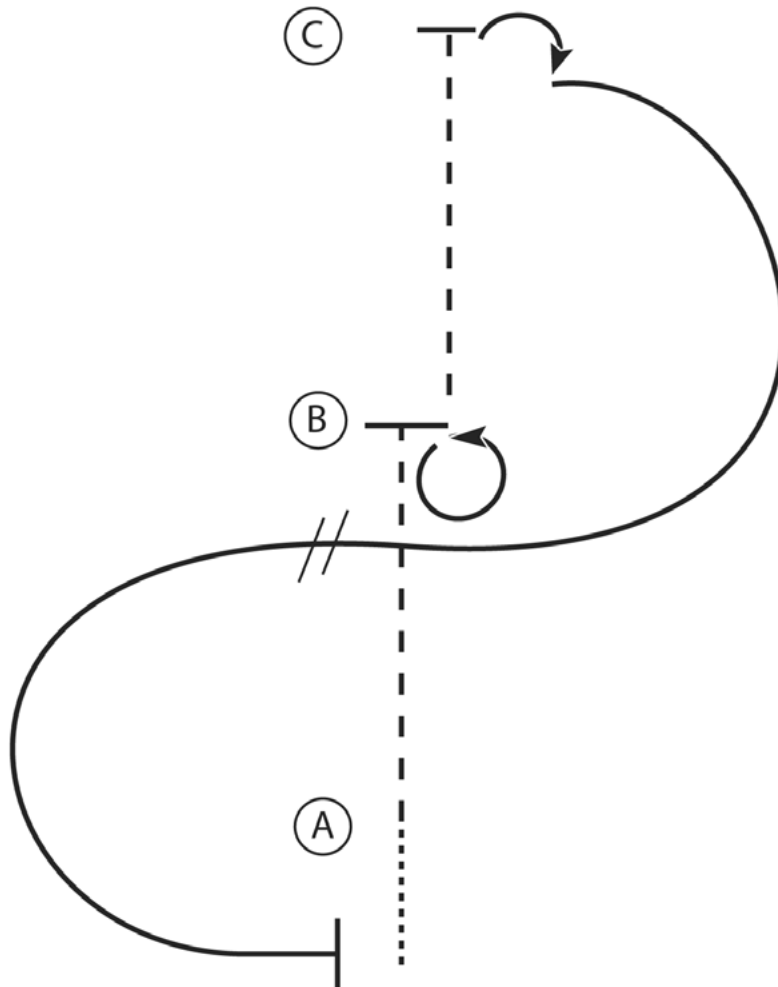
# WSCA Championship Show 2024

## Western Horsemanship (Junior)

Show Date:

W W W . H O R S E S H O W P A T T E R N S . C O M

W W W . H O R S E S H O W P A T T E R N S . C O M



1. Walk to A
2. Jog A to B
3. Stop at B and perform a 360 degree turn to the left
4. Jog B to C
5. Stop at C and perform a 90 degree turn to the right
6. Lope a half circle to B on the right lead
7. At B perform a lead change and lope a half circle to A on the left lead
8. Stop at A

Walk	.....
Jog	-----
Extended Jog	-----
Lope	—————
Leg Yield	
Lead Change	
Back	
Marker	Ⓚ
Sidepass	

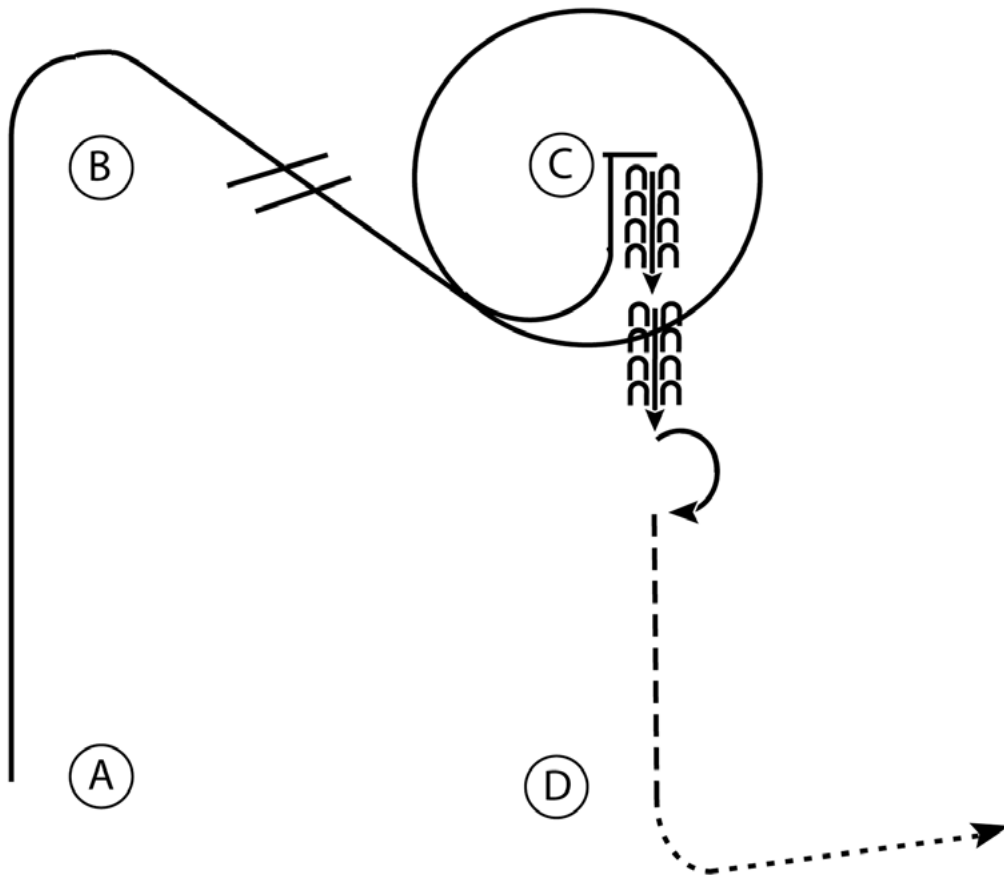
# WSCA Championship Show 2024

## Western Horsemanship (Intermediate, Senior, Senior +, Senior ++)

Show Date:

www.HorseShowPatterns.com

www.HorseShowPatterns.com



1. Start at A. Right lead lope around B.
2. Perform a simple or flying lead change to the left lead lope.
3. Lope a circle around C.
4. Stop when even with C.
5. Back five steps.
6. Perform a 180 degree turn to the right on the hindquarters.
7. Jog to D.
8. At D walk. Walk to the line-up.

Walk	.....
Jog	-----
Extended Jog	-----
Lope	—————
Leg Yield	
Lead Change	
Back	
Marker	(B)
Sidepass	

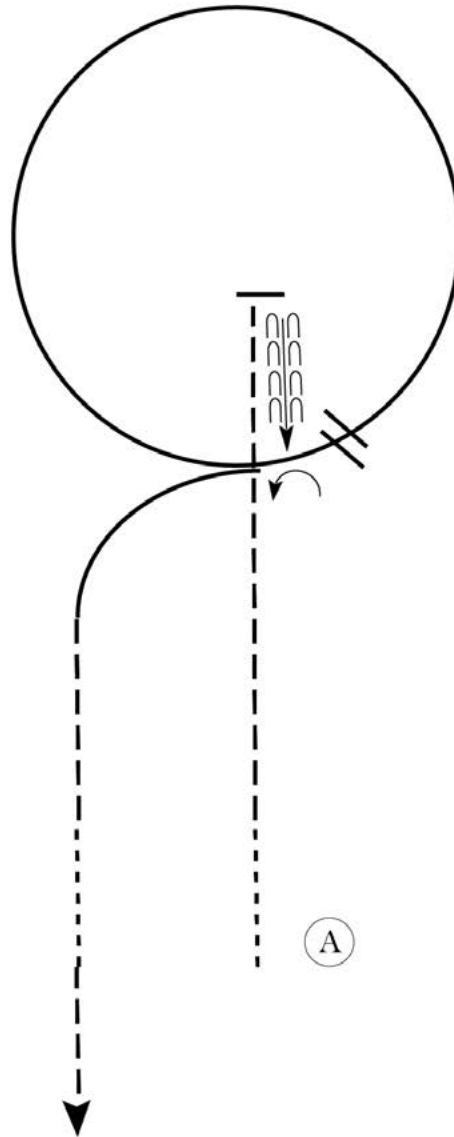
# WSCA Championship Show 2024

## Hunt Seat Equitation (Junior)

Show Date:

www.horsethows.com

www.horsethows.com



Be ready at A.

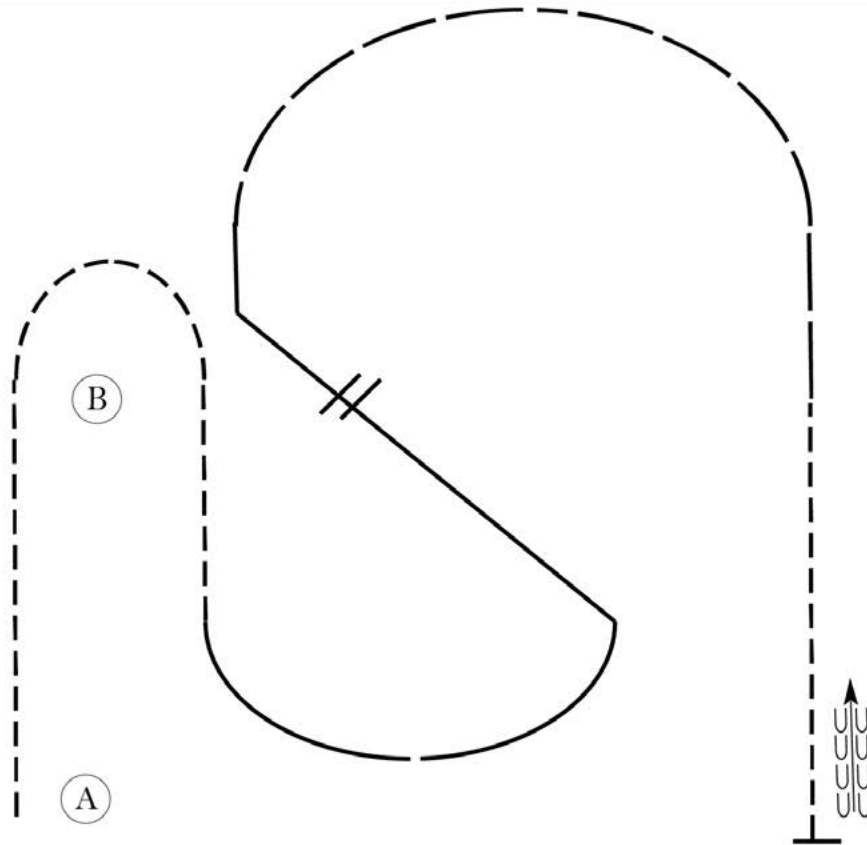
1. Walk two horse lengths then posting trot on the left diagonal past the center of the arena.
2. Stop and back approximately two horse lengths.
3. Perform a 90 degree turn on the forehand to the left.
4. Canter a circle on the right lead.
5. Perform a simple or flying lead change.
6. Canter on the left lead.
7. Posting trot on the right diagonal then walk two horse lengths. Pattern is complete, exit at a sitting trot.

Walk	-----
Trot	- - - - -
Extended Trot	— — — — —
Canter	—————
Leg Yield	
Lead Change	↙ ↘
Back	← ← ← ← ←
Marker	⊗ (B)
Sidepass	← — — — — →
Hand Gallop	— — — — —

# WSCA Championship Show 2024

## Hunt Seat Equitation (Intermediate, Senior, Senior Plus)

Show Date:



Be ready at A.

1. Begin at the trot on the right diagonal, change diagonals 1/2 way between A and B and continue around B.
2. Sitting trot from B to 1/2 way to A.
3. Canter on the left lead and change leads, simple or flying, across from B.
4. Move into a hand gallop around until even with B.
5. Remain in two point position, break to a trot and continue until even with A.
6. Stop and back one horse length.
7. Pattern is complete. Exit at a sitting trot.

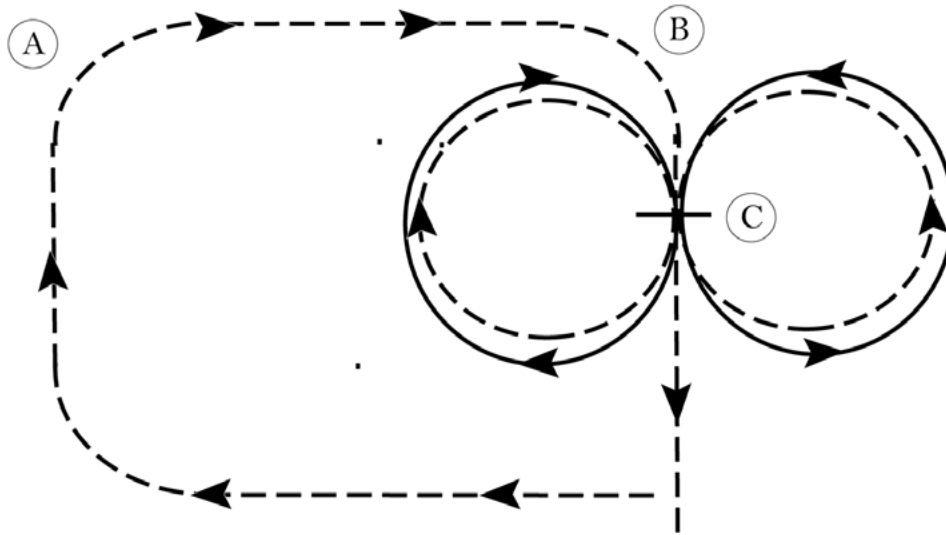
Walk	-----
Trot	- - - - -
Extended Trot	— — — — —
Canter	—————
Leg Yield	
Lead Change	— / —
Back	← ← ← ← ←
Marker	⊘
Sidepass	← — — — — ←
Hand Gallop	— — — — —



# WSCA Championship Show 2024

## Saddle Seat Equitation

Show Date:



1. Trot into the arena to the left to the midpoint of the straightaway (A).
2. Make a right turn and proceed to the center of the arena (B).
3. Make a right turn and continue to a point 1/4 of the way down the arena (C). Stop briefly.
4. Canter a figure eight - the first circle to the right and the second circle left. Stop briefly.
5. Trot a figure eight - the first circle left and the second circle right. Trot to exit.

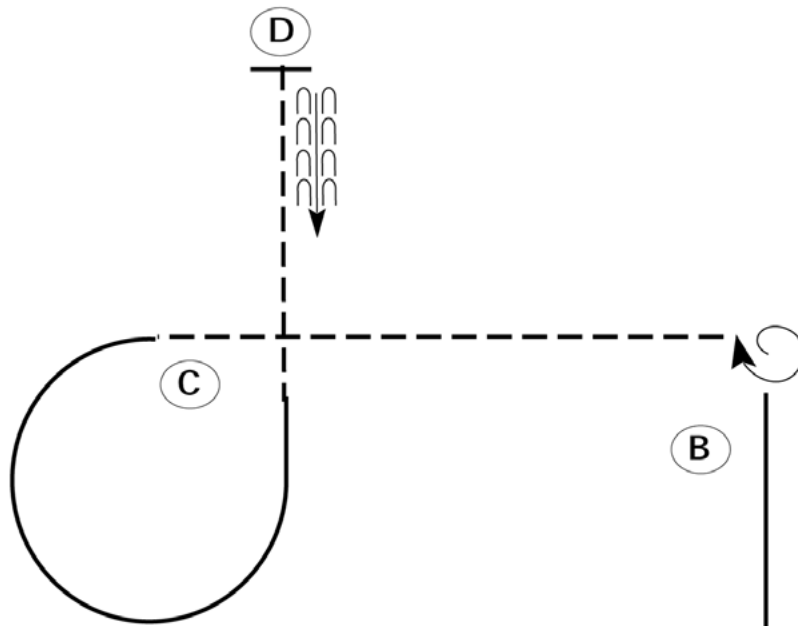
The workout has been completed - Thank You.

Walk	-----
Trot	- - - - -
Extended Trot	—————
Canter	—————
Lead Change	
Back	
Reference Point	(B)

# WSCA Championship Show 2024

## Bareback Horsemanship (Junior)

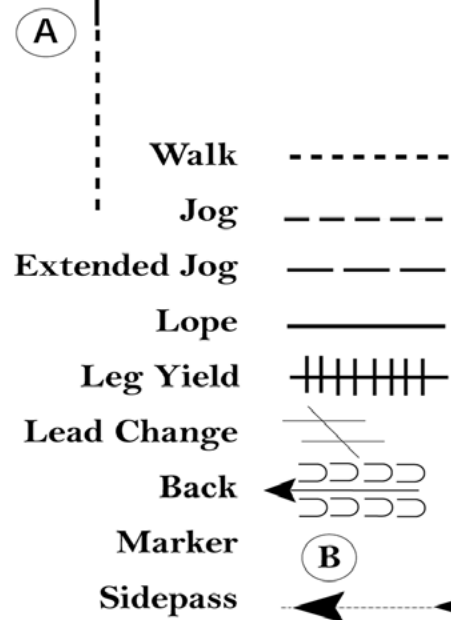
Show Date:



Be ready before A.

1. Walk to A.
2. Lope on the right lead past B.
3. Spin 3/4 turns to the right.
4. Jog from B to C.
5. Lope a circle on the left lead around C.
6. Jog from C to D.
7. Stop at D and back approximately one horse length.

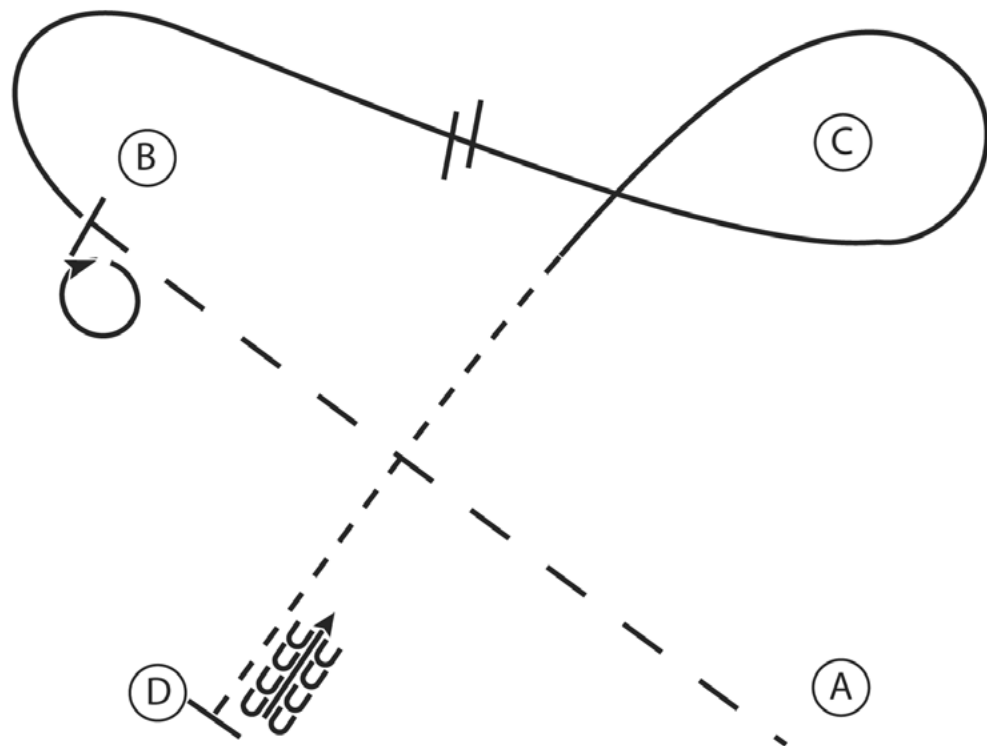
Follow the instructions of your ring steward.



# WSCA Championship Show 2024

## Bareback Horsemanship (18 & Over)

Show Date:

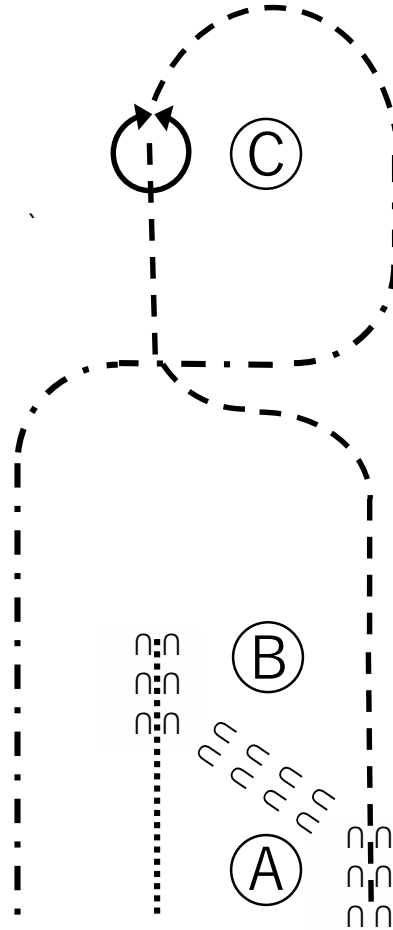


1. Extend the jog A to B
2. Stop at B and perform a 360 degree turn to the right
3. Lope on the right lead around B
4. Half way between B and C change leads and continue to and around C
5. Jog halfway between C and D
6. At D stop and back

Walk	.....
Jog	-----
Extended Jog	-----
Lope	—————
Leg Yield	
Lead Change	↘
Back	←←←←←
Marker	(B)
Sidepass	←←←←←

# WSCA Championship Show 2024

## Jr. Walk Trot Western Horsemanship 17 & Under



### Directions

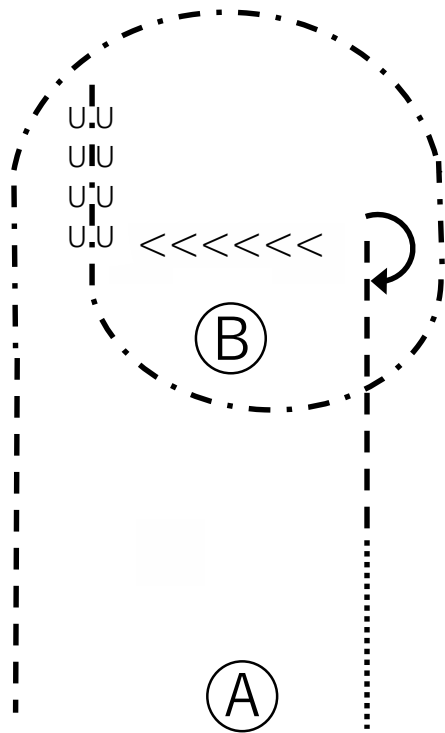
- Be ready at A
1. Walk to B
  2. Back as show
  3. Jog until even with C
  4. Stop and perform a 360° turn on the hindquarters (either direction)
  5. Jog around C
  6. Extended jog until even with A
  7. Halt & hesitate when even with A
  8. Exit at a jog

### Key

- Walk .....  
Jog - - - - -  
Extended jog - . - . - . -  
Lope \_\_\_\_\_  
Extended Lope \_\_\_\_\_  
Sidepass >>>>>>>>  
Back    ⊃ ⊃ ⊃ ⊃ ⊃ ⊃  
         ⊂ ⊂ ⊂ ⊂ ⊂ ⊂

# WSCA Championship Show 2024

## Sr. Walk Trot Western Horsemanship 18 & Over



### Directions

Be ready at A

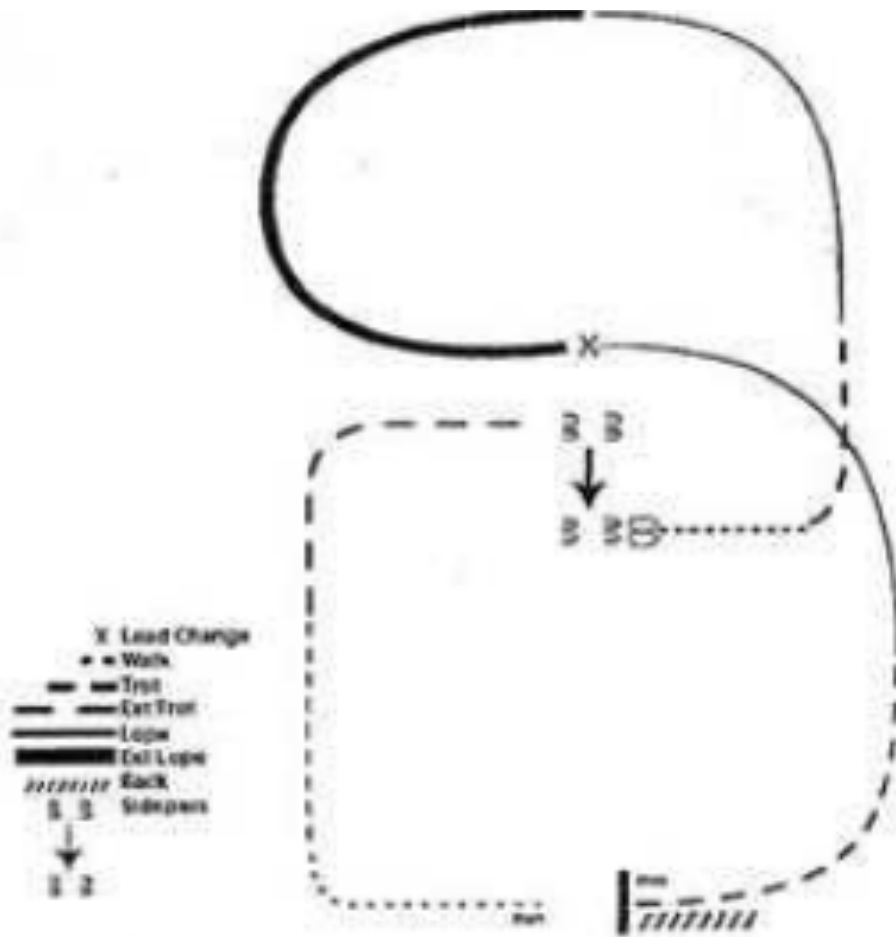
1. Walk two horse lengths
2. Jog past B
3. Stop and perform a 180° hindquarter turn to the right
4. Sidepass right
5. Back
6. Extended jog around B until even with B
7. Jog until even with A
8. Pattern is complete after passing A – Exit at a jog

### Key

- Walk .....  
Jog - - - - -  
Extended jog - . - . - . - .  
Lope \_\_\_\_\_  
Extended Lope \_\_\_\_\_  
Sidepass >>>>>>>  
Back ≡ ≡ ≡ ≡ ≡ ≡

# WSCA Championship Show 2024

## Ranch Riding (Junior, Senior, Senior +)



1. Walk to the left around corner of arena
2. Trot
3. Extended trot along the side of arena and around corner to center
4. Stop, sidepass right
5. 360 degree turn each direction, either way first (R-L or L-R)
6. Walk
7. Trot
8. Lope left lead
9. Extended lope
10. Change leads (simple or flying)
11. Collect to a lope
12. Extended trot
13. Stop and back